



ARREST AND DETENTION FLOW MONITORING (15 September 2023 – 31 March 2024)

INTRODUCTION

In response to the Ministry of Interior's (MoI) decision of 26 September 2023 to enact an "Illegal Foreigners' Repatriation Plan", UNHCR, the UN Refugee Agency and IOM, the UN Migration Agency, have collated their data on the arrest, detention, and deportation of Proof of Registration (PoR) holders, Afghan Citizen Card (ACC) holders, and undocumented Afghan nationals as well as on the outflows of Afghan nationals at the Torkham and Chaman border crossing points, to better understand the protection environment and movements of Afghan nationals returning to Afghanistan from Pakistan.

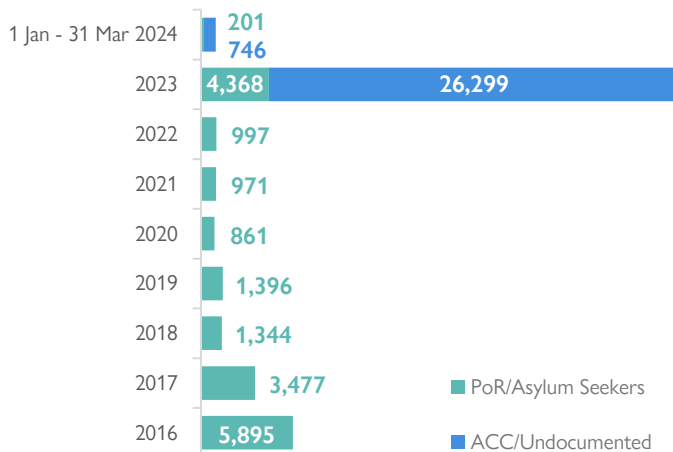
While the Government of Pakistan has yet to halt the "IFRP", the rate of arrest, detention, deportation, and returns has decreased significantly since its peak in October and November 2023. Furthermore, on 7 January 2024, the Ministry of States and Frontier Regions (SAFRON) issued a notification that the validity of the POR cards has been extended until 31 March 2024.

KEY FINDINGS AND LIMITATIONS

It is important to note that prior to 2023, there was no data collected on the arrest and detention of ACC holders or undocumented Afghan nationals. Since January 2023, IOM has started to collect this data, which should be considered indicative at this point. The figures, particularly of undocumented Afghan nationals, should be considered underreported.

- The month of March 2024 saw the overall reported rates of arrest and detention increase by 121 per cent, in comparison to February 2024.
- In March 2024, the rate of arrest and detention was almost four times higher for ACC holders and undocumented Afghans, then it was for PoR holders and asylum-seekers.
- Since the start of 1 October 2023, the overall reported rate of arrest remains highest for the province of Balochistan. However, between January 1st and March 31st, the highest reported rate of arrest for Afghan nationals has been in the province of Sindh.
- Across Pakistan, the top three districts for arrest and detention between January 1st and March 31st are Karachi (Sindh), Peshawar (Khyber Pakhtunkhwa), and Pishin (Balochistan).

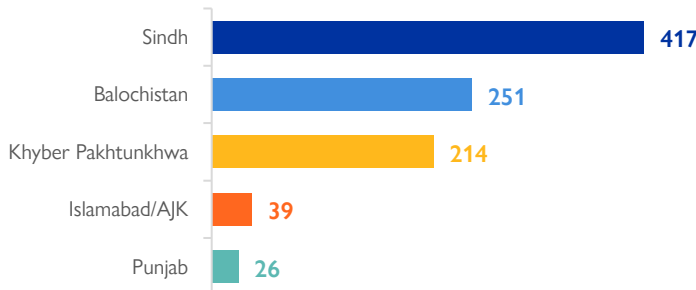
ARREST AND DETENTION BY YEARS



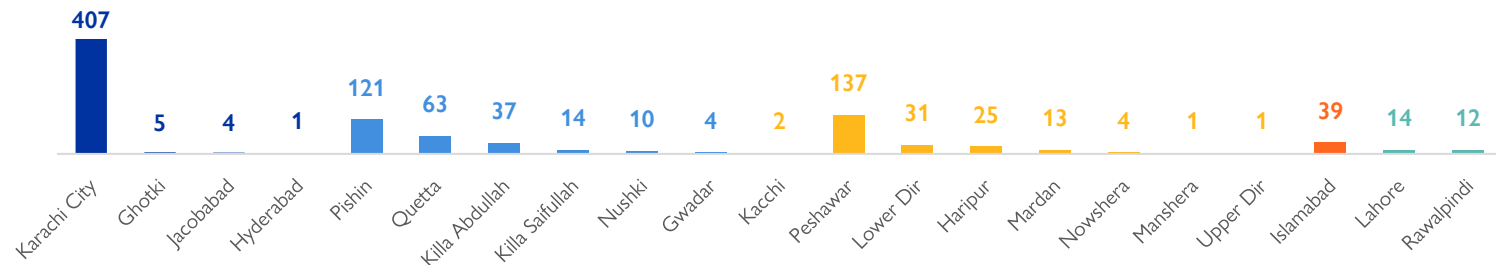
% OF ARRESTS BY LOCATION (1 January – 31 March 2024)



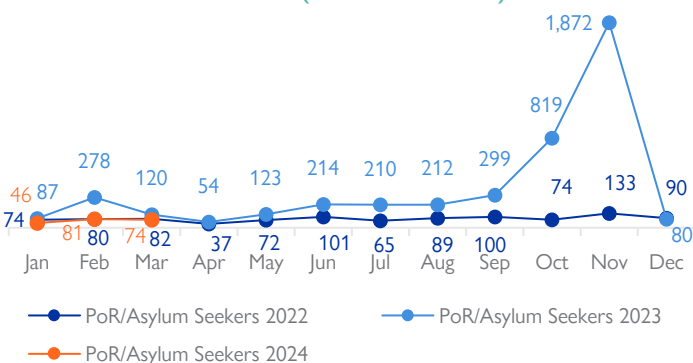
NO. OF ARRESTS BY PROVINCE (1 January – 31 March 2024)



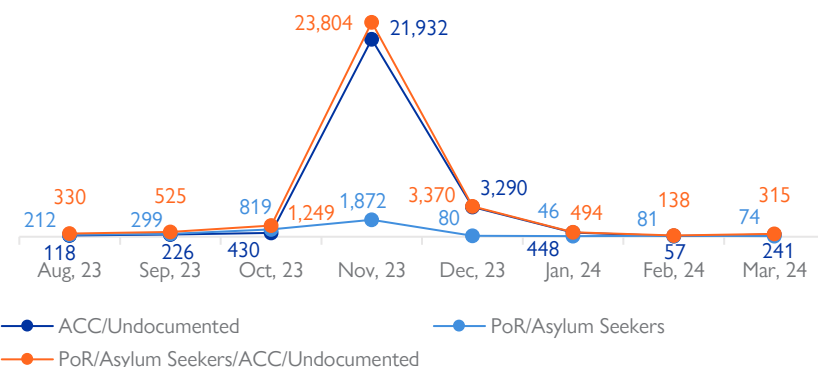
NO. OF ARRESTS BY DISTRICTS (1 January – 31 March 2024)



MONTHLY ARRESTS AND DETENTION TRENDS 2022 – 2024 (PoR HOLDERS)



MONTHLY ARRESTS AND DETENTION ANALYSIS 2023 – 2024





ARREST AND DETENTION | FLOW MONITORING (15 September 2023 – 31 March 2024)



IOM enumerator collecting flow monitoring data at Chaman border. [IOM Pakistan 2024]

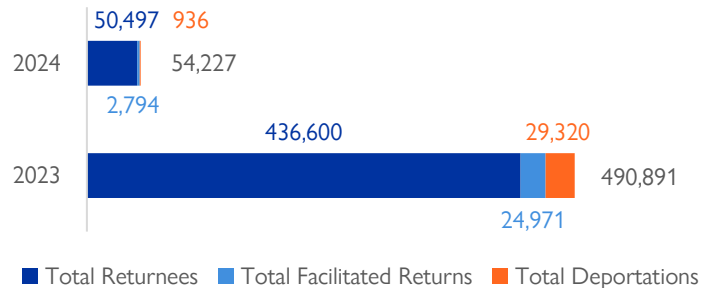
KEY FINDINGS

- During the past month, UNHCR and IOM's Displacement Tracking Matrix (DTM) estimate 17,137 Afghans returned through the Torkham, Ghulam Khan (located in Khyber Pakhtunkhwa), Chaman, Badini and Bahramcha (located in Balochistan) border crossing points to Afghanistan.
- Cumulatively, from 15 September 2023 to 31 March 2024, 545,118 individuals have returned.
- The number of returns in March (17,137) declined by three per cent compared to returns in February (17,632). The overall return figures remain low in comparison to the first weeks of November 2023.
- Most of the returnees were undocumented Afghans (89%), followed by PoR holders (9%) and ACC holders (2%). Majority of the POR returns are facilitated by UNHCR.
- Vulnerable persons including chronically ill people, elderly individuals, persons with disabilities, and others account for four per cent of the population.
- Fear of arrest (89%) remains the most common reason to return to Afghanistan among undocumented/ACC holders while PoR holders cite social economic challenges.
- Returnees were most likely to return from Quetta (21%) and Peshawar (19%) in Pakistan and intend to go to Nangarhar (26%), Kandahar (23%) and Kabul (15%) in Afghanistan.

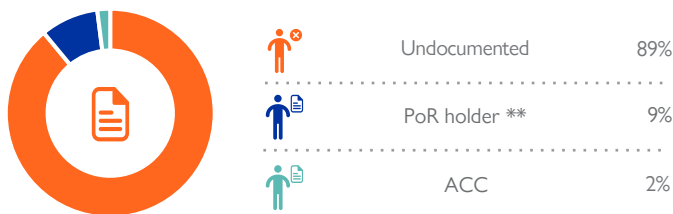
CUMULATIVE – 2023 AND 2024

545,118 (100%) TOTAL NUMBER OF RETURNS	487,097 (89%) TOTAL RETURNEEES	27,765 (5%)* TOTAL FACILITATED PoR RETURNEEES	30,256 (6%) TOTAL DEPORTATIONS
--	--	---	--

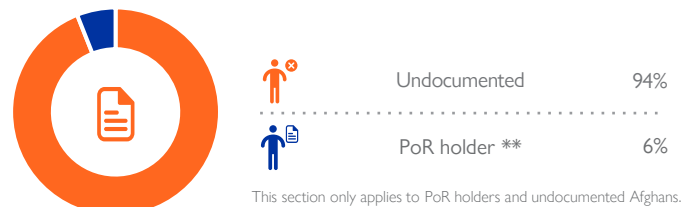
Period	Total Number of Returns	Total Returnees	Total Facilitated Returnees	Total Deportees
15 Sep – 31 Dec 2023	490,891	436,600	24,971	29,320
1 Jan – 31 Mar 2024	54,227	50,497	2,794	936
Total	545,118	487,097	27,765	30,256



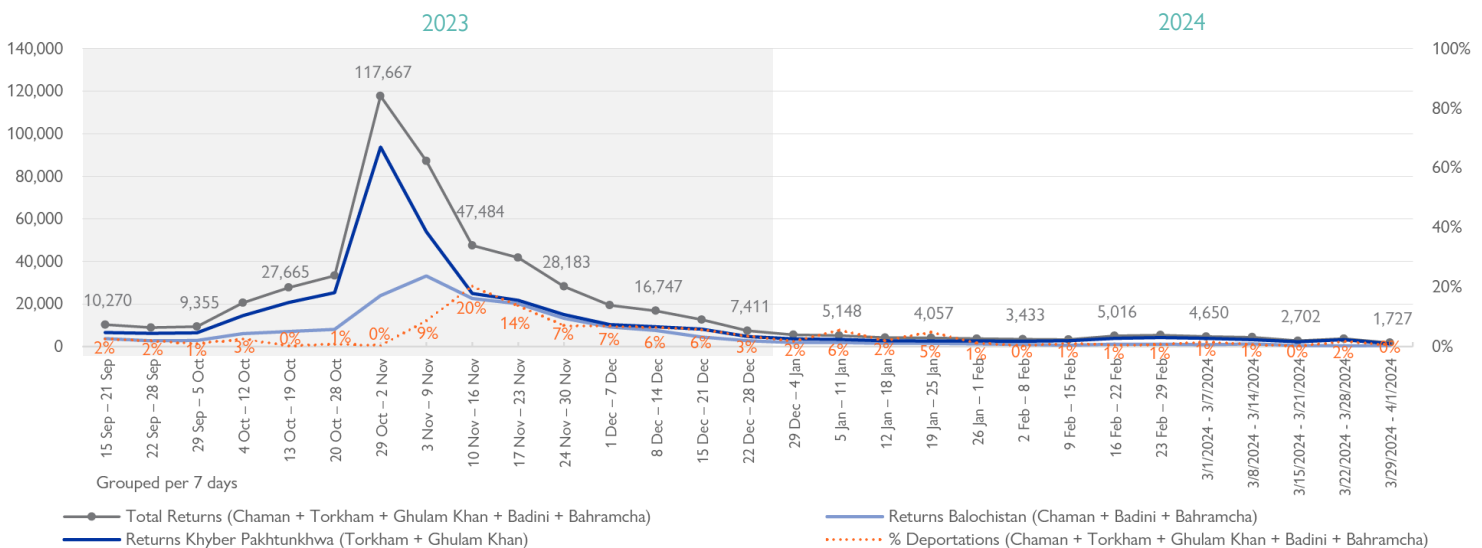
DOCUMENTATION – TOTAL NUMBER OF RETURNEEES



DOCUMENTATION – TOTAL DEPORTEES



TOTAL RETURNS AND % DEPORTATIONS | 15 SEPTEMBER 2023 – 31 MARCH 2024



*The number refers to facilitated PoR returns through VRCs who crossed the border during the reporting period.

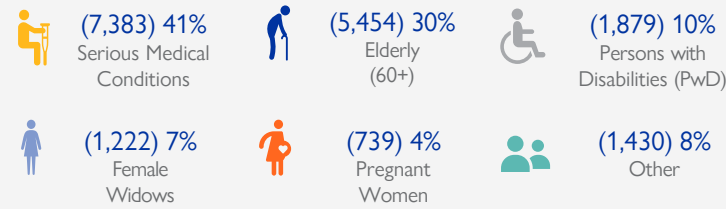
** This figure refers to PoR holders based on interviews conducted with returnees in Afghanistan.

ARREST AND DETENTION | FLOW MONITORING (15 September 2023 – 31 March 2024)

This section only applies to ACC holders and undocumented Afghans

TYPE OF VULNERABILITY

(Expressed as a percentage of the total numbers of vulnerable persons)

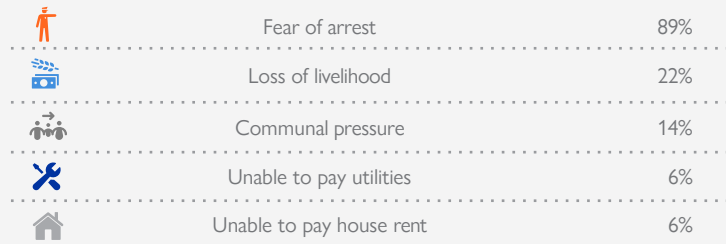


AGE AND GENDER

Female	Male
49.7% 195,564	50.3% 198,135
(10.5%) 41,355	0 – 4 39,591 (10.0%)
(18.7%) 73,683	5 – 17 79,369 (20.2%)
(19.0%) 74,827	18 – 59 73,110 (18.6%)
(1.5%) 5,699	60+ 6,065 (1.5%)

REASONS FOR LEAVING PAKISTAN (TOP 5)

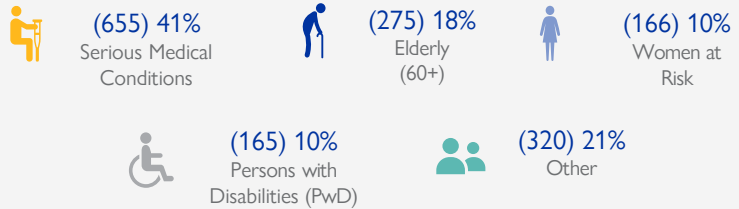
(Multiple answers can exceed 100%, N = 21,890)



This section only applies to PoR holders

TYPE OF VULNERABILITY

(Expressed as a percentage of the total numbers of vulnerable persons)

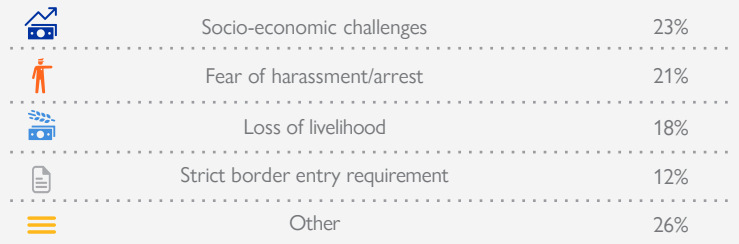


AGE AND GENDER

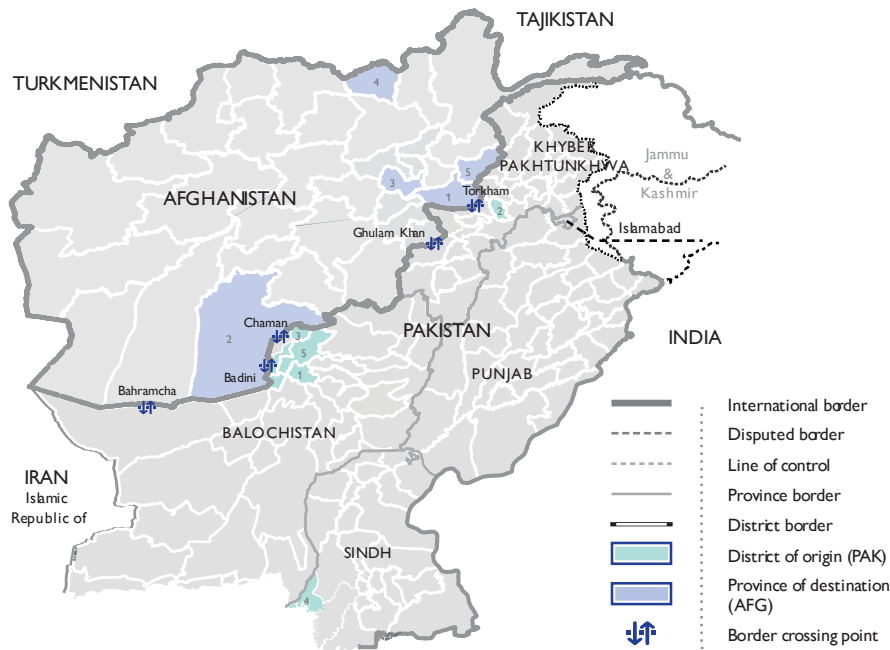
Female	Male
49.0% 13,593	51.0% 14,170
(9.4%) 2,588	0 – 4 2,448 (8.8%)
(19.5%) 5,414	5 – 17 5,632 (20.3%)
(19.1%) 5,305	18 – 59 5,618 (20.2%)
(1.0%) 286	60+ 472 (1.7%)

REASONS FOR LEAVING PAKISTAN (TOP 5)

(Multiple answers can exceed 100%, N = 2,106)



DISTRICT OF ORIGIN IN PAKISTAN AND PROVINCE OF DESTINATION IN AFGHANISTAN



DISTRICT OF ORIGIN (TOP 5)

1. Quetta	21%
2. Peshawar	19%
3. Karachi Central	16%
4. Pishin	10%
5. Killa Abdullah	7%

PROVINCE OF DESTINATION (TOP 5)

1. Nangarhar	26%
2. Kandahar	23%
3. Kabul	15%
4. Kunduz	12%
5. Kunar	2%

Disclaimer:

Dotted line represents approximately the line of control in Jammu and Kashmir agreed upon by India and Pakistan. The final status of Jammu and Kashmir has not yet been agreed upon by the parties. The designations employed and the presentation of material on this map do not imply the expression of any opinion whatsoever on the part of IOM or United Nations concerning the legal status of any country, territory, city or area or of its authorities, or concerning the delimitation of its frontiers or boundaries. This document was produced jointly by IOM and UNHCR. The opinions expressed in the report are those of the authors and do not necessarily reflect the views of IOM or UNHCR. The designations employed and the presentation of material throughout the report do not imply the expression of any opinion whatsoever concerning the legal status of any country, territory, city or area, or of its authorities, or concerning its frontiers or boundaries.