Flow Monitoring - Spontaneous Returns of Undocumented Afghans from Pakistan

11th - 17th November 2018

International Organization for Migration (IOM) The UN Migration Agency

DTM

Overall returnees through Torkham and Chaman since January 2018

27,729

For this reporting period 95 interviews were conducted comprising of the following categories

*Undocumented families **93.6%**

*Undocumented individuals travelling with documented families **5.3%**

*Undocumented individuals travelling alone **1.1%**

* interviews were conducted at both transit points, Torkham and Chaman/Spin Boldak

WHO IS AN UNDOCUMENTED AFGHAN

- Individuals with No Documents
- Individuals with No Passport or Lapsed Visa
- Individuals with Tazkira
- Individuals with Expired POR Card
- Individuals with ACC Card
- Individuals with ACC Token

72% Individuals with no documents — Afghans who do not have any legal document (POR,ACC,VISA)

14% Individuals with ACC — Individuals with Afghan Citizen Card (ACC)

13% Individuals with Tazkira — Afghan ID card that comes under the undocumented Afghans category

1% Individuals with ACC Token — Individuals who received token to obtain ACC

0% Individuals with Expired POR Card — Proof of Registration (POR) cards that have expired before 2015

0% Individuals with no Passport or Expired Visa — Afghans with expired visa or passport without visa

542 Undocumented Afghan individuals returned to Afghanistan through the **Torkham and Chaman/Spin Boldak border. 180** individuals used the **Torkham border** crossing while **362** individuals crossed through **Chaman/Spin Boldak border** crossing.

RESPONDENT'S PROFILE

Respondents by Gender

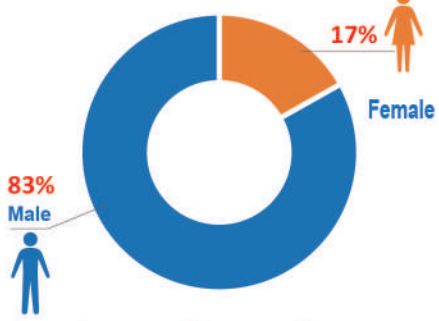

Age Group of Respondents

Age Group	Gender	Total %
5 - 17 Yr		2%
18 - 59 Yr		86%
60 + Yr		12%

RETURNEE'S PROFILE

Age-Gender Disaggregation (Individuals)

VULNERABLE CASES

Overall 13% individuals were identified as vulnerable during this reporting period

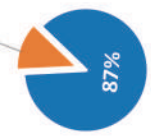

- Elderly Members **43%**
- Disabled Persons **8%**
- Chronically ill persons **36%**
- Pregnant Women **0%**
- Female Headed Households **0%**
- Widows **13%**

TRANSPORT & ASSETS

Overall **82** vehicles crossed from **Torkham and Chaman/Spin Boldak borders**. Majority of the returnees used **Pickups and Trucks (53% and 38% respectively)** to return to Afghanistan. **Cash & Household Items** were reported as highest priority assets for migrants returning to Afghanistan.

* % of Households travelling with assets to Afghanistan

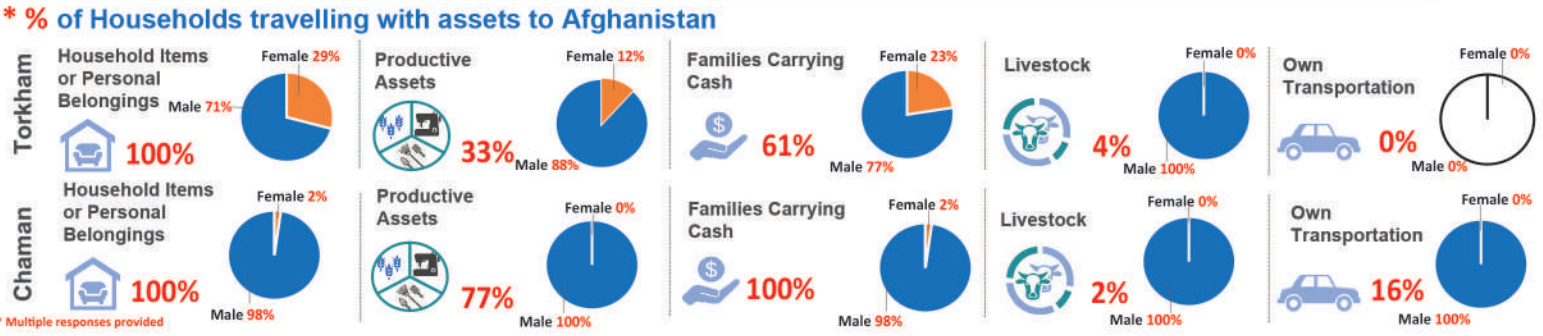

* Multiple responses provided

Transport Type Summary

Truck	38%	On average 7 individuals used one Truck
Pickup	53%	On average 8 individuals used one pickup
Bus	9%	On average 5 individuals used one bus
Rented Car	0%	
By Foot	0%	

RETURNS & ACC CARD DISTRIBUTION

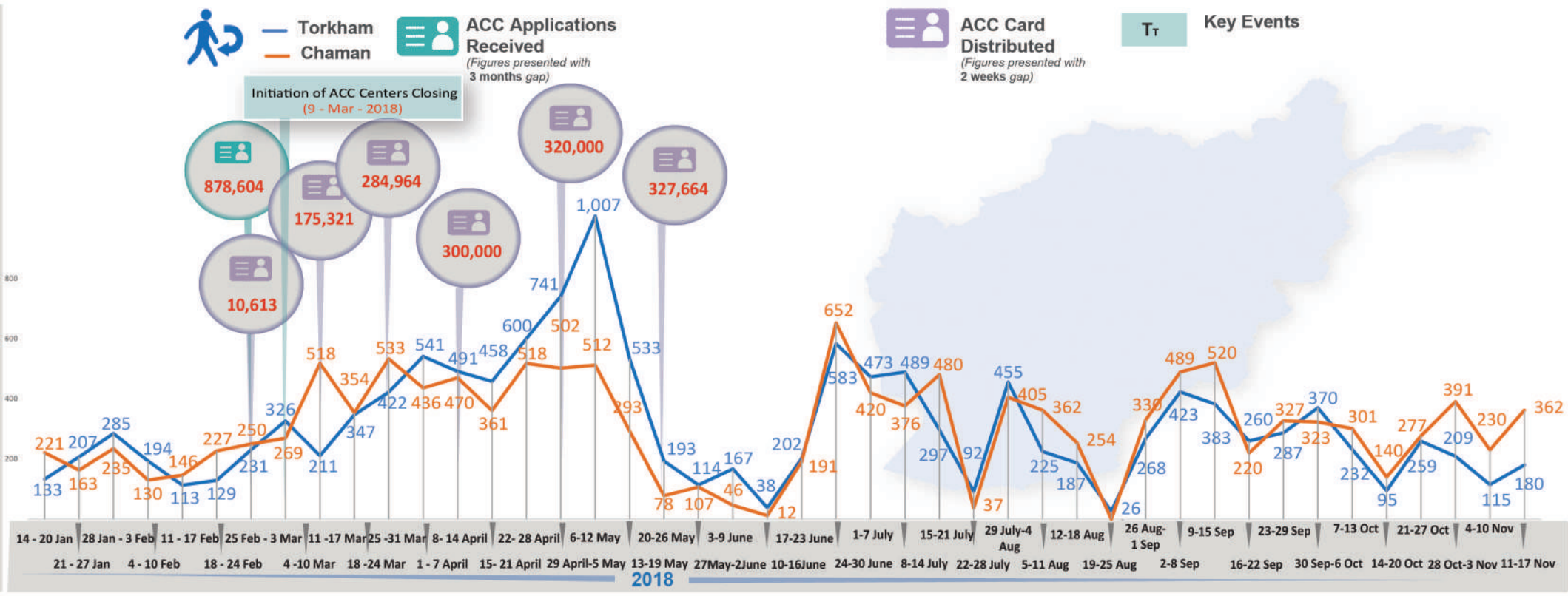

Flow Monitoring - Spontaneous Returns of Undocumented Afghans from Pakistan

11th - 17th September 2018

DTM

PUSH AND PULL FACTORS RECORDED BASED ON RETURNEES RESPONSE

Push factors: Factors which discourage undocumented Afghan nationals from staying in host country.

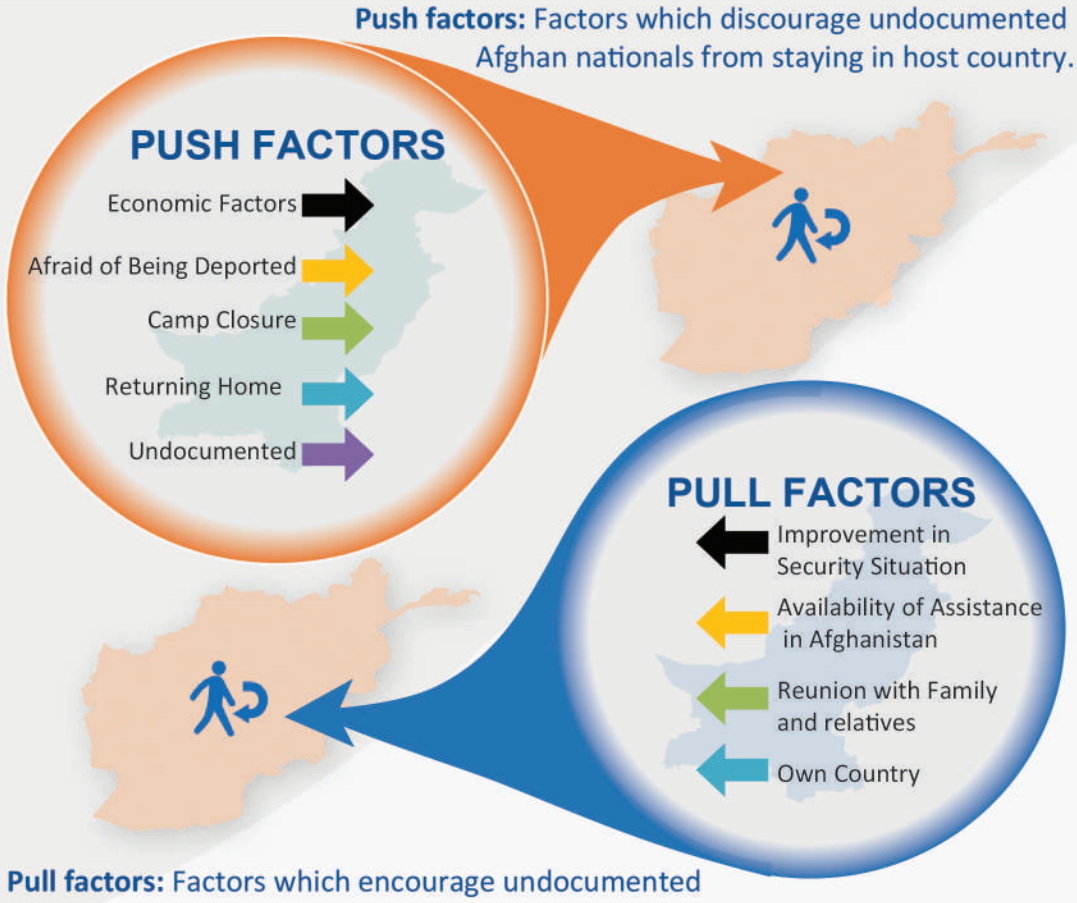

Pull factors: Factors which encourage undocumented Afghan nationals to return to their country of origin.

In Torkham, 'Returning Home' increased slightly, and **63%** of the respondents cited this as a push factor *(increase of 1 percentage point compared to last week).* **'Economic Factors'** is trending upwards and is at **63%** *(increase of 6 percentage points compared to last week).* **'Afraid of Being Deported'** is trending downwards and **10%** of the respondents cited this as a push factor *(decrease of 30 percentage points compared to last week).* **'Lack of Documentation'** is trending upwards and is at **12%** *(increase of 8 percentage points). Whereas* **'Camp Closure'** decreased slightly and is at **2%** *(decrease of 2 percentage points).*

In Chaman, 'Returning Home' remained the same and is at **59%**. **'Afraid of Being Deported'** increased slightly and is at **23%** (*increase of 1 percentage point compared to last week*). **'Economic Factors'** is trending upwards and is at **16%** (*increase of 9 percentage points compared to last week*). Whereas **none** of the respondents at **Chaman** reported **'Lack of Documentation'** or **'Camp Closure'** as a push factor.

The indicator rated as the main pull factor for both border crossing points was **'Own Country'**. This was reported by **94%** of the respondents at **Torkham** and **68%** of the respondents at **Chaman**. The second highest concern was **'Reunion with Family / Relatives'** which was reported by **80%** of the respondents at **Torkham** and **30%** of the respondents at **Chaman**.

Similarly in **Torkham** and **Chaman, 2%** of the respondents reported **'Availability of Assistance in Afghanistan'** and **none** of the respondents reported **'Improvement in Security Situation'** as a pull factor at both border crossing points.

PUSH Factors (Weekly Trend)

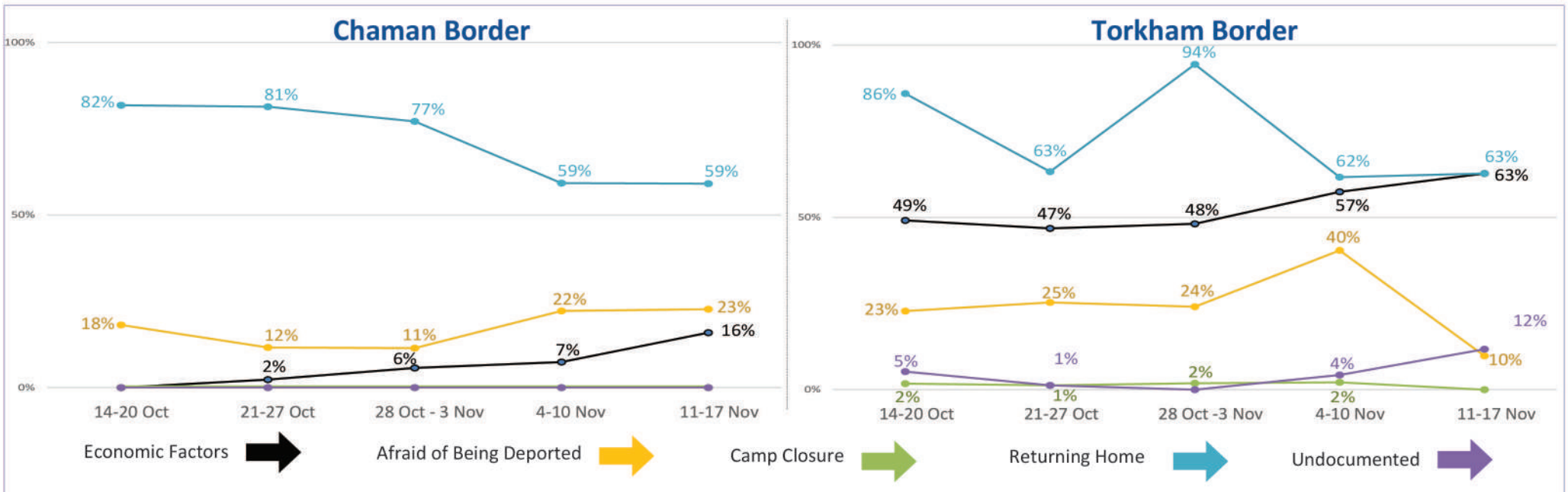

Top three ranked provinces of origin preferred by returnees
based on the PUSH Factors' responses are.

RANK 1 K.P.K

RANK 2 Balochistan

RANK 3 Punjab

PULL Factors (Weekly Trend)

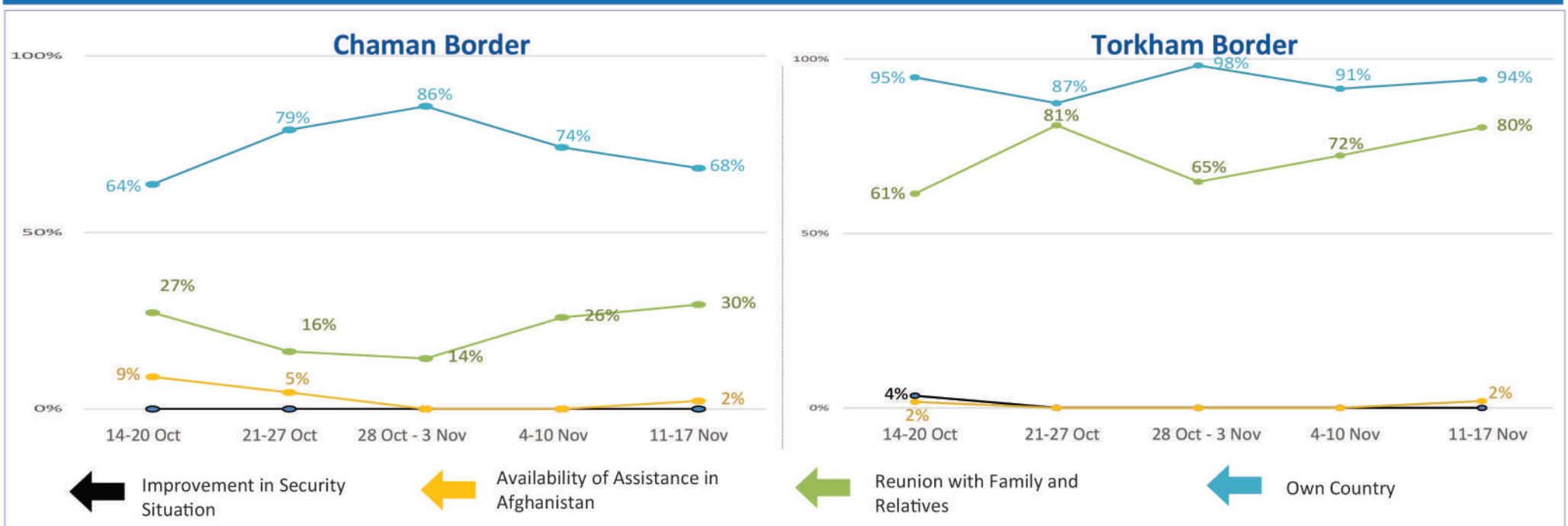

Top three ranked destinations in Afghanistan, preferred by returnees
based on the PULL Factors' responses are.

RANK 1 Nangarhar

RANK 2 Kabul

RANK 3 Kandahar

Flow Monitoring - Spontaneous Returns of Undocumented Afghans from Pakistan

11th - 17th September 2018

DTM

HIGH RETURN AREAS

Population Movement Trend for Spontaneous Returns of Undocumented Afghans from Pakistan

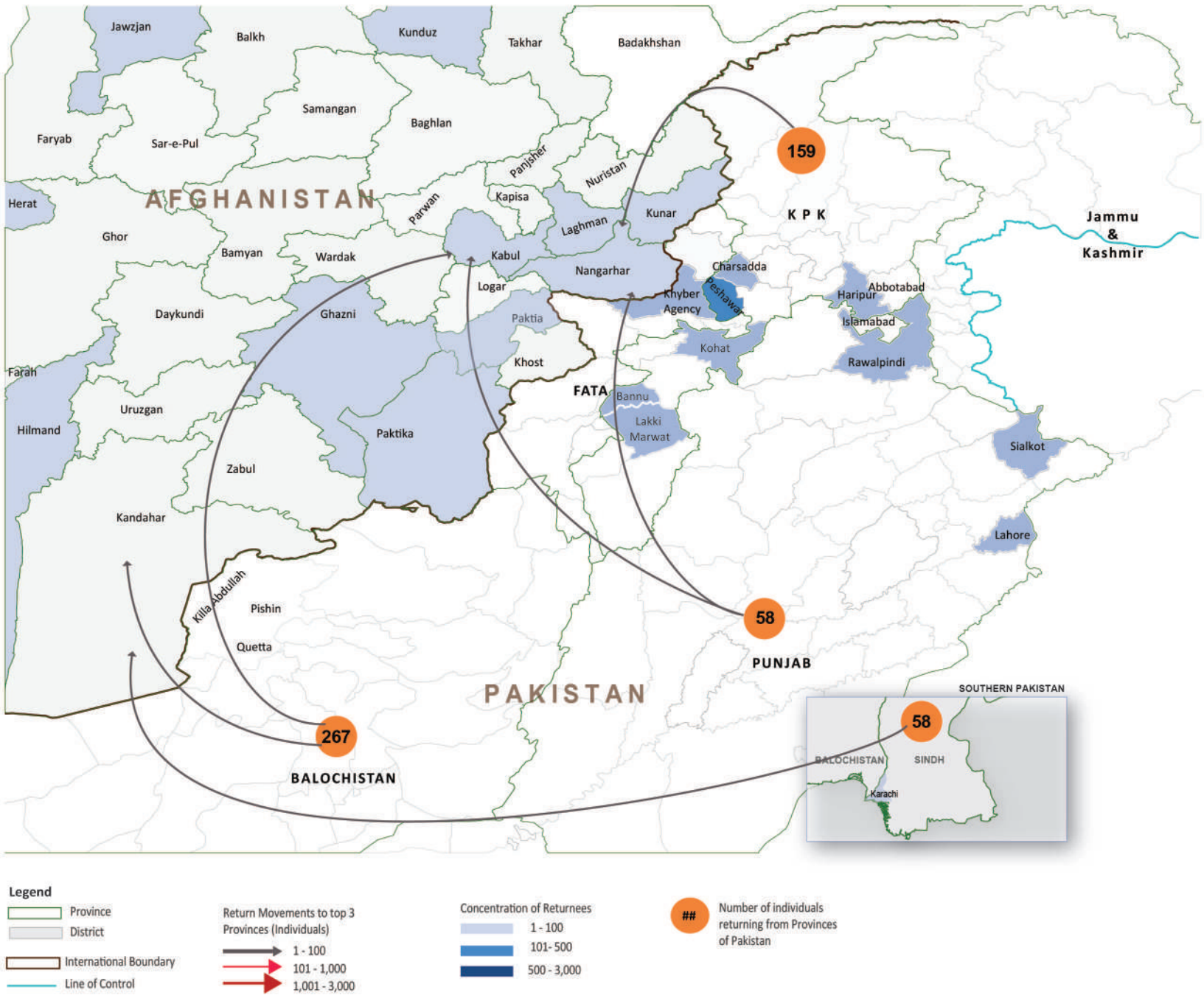

Legend

- Province
- District
- International Boundary
- Line of Control

Return Movements to top 3 Provinces (Individuals)

- 1 - 100
- 101 - 1,000
- 1,001 - 3,000

Concentration of Returnees

- 1 - 100
- 101- 500
- 500 - 3,000

Number of individuals returning from Provinces of Pakistan

AFGHANISTAN

The **top 5 destination** provinces for returns are

- **Kandahar(35%)**
- **Nangarhar (17%)**
- **Kabul (12%)**
- **Kunar (10%)**
- **Hilmand (9%)**

PAKISTAN

The largest **proportion of returns** are from:

- **Balochistan (49%)**
- **Khyber Pakhtunkhwa (29%)**
- **Punjab (11%)**
- **Sindh (11%)**

Data Source: Population Census Organization, UNOCHA

Disclaimers: The designations employed and the presentation of material on this map do not imply the expression of any opinion whatsoever on the part of the Secretariat of the United Nations concerning the legal status of any country, territory, city or area or of its authorities, or concerning the delimitation of its frontiers or boundaries. The dotted line represents approximately the line of control between India and Pakistan. The final status of Jammu and Kashmir has not yet been agreed upon by the parties.

Please note: The boundaries and names shown and the designations used on this map do not imply official acceptance or endorsement by IOM.

LIVING CONDITIONS IN PAKISTAN

Current Living Conditions of Undocumented Afghans in Pakistan

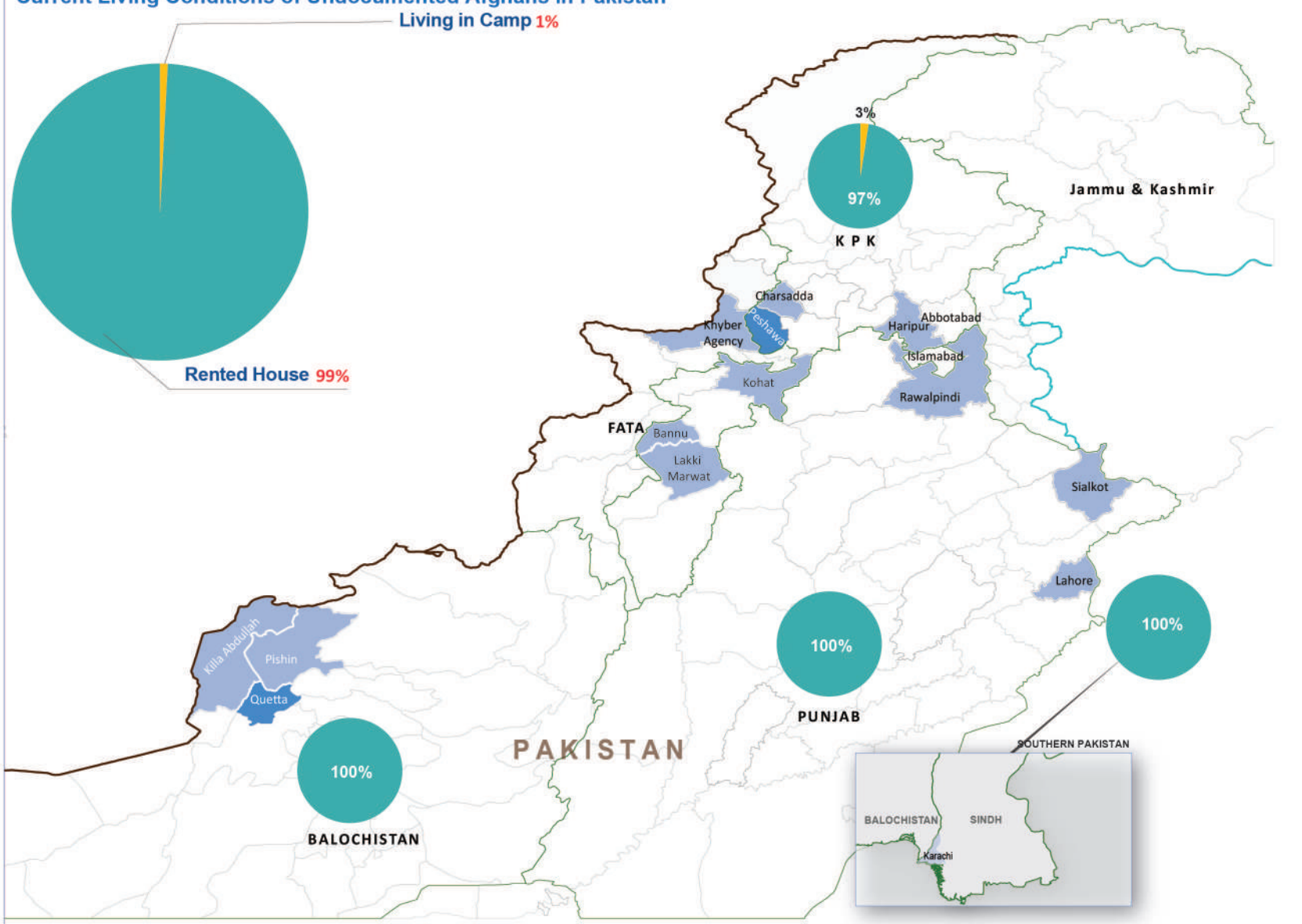

Legend

- Province
- District
- International Boundary
- Line of Control

Concentration of Returnees

- 1 - 100
- 101- 500
- 500 - 3,000

Current Living Condition of Undocumented Afghans in Pakistan

- Living in Own House
- Living in Camp
- Living with Relatives
- Rented House
- Spontaneous Settlements
- Living in Closed Camp

Overall 99% of Undocumented Afghan returnees from this week lived in **rented houses,** whereas the remaining **1%** comprise of families that lived in **'camps'.**

It was observed that in **Balochistan, Punjab** and **Sindh** all **(100%)**,Undocumented Afghan returnees lived in **rented houses** followed by **97%** in **KP.**

In **KP**, **3%** of the undocumented Afghan returnees reported living in camps compared to **none** in **Balochistan, punjab** and **sindh.**

Data Source: Population Census Organization, UNOCHA

Disclaimers: The designations employed and the presentation of material on this map do not imply the expression of any opinion whatsoever on the part of the Secretariat of the United Nations concerning the legal status of any country, territory, city or area or of its authorities, or concerning the delimitation of its frontiers or boundaries. The dotted line represents approximately the line of control between India and Pakistan. The final status of Jammu and Kashmir has not yet been agreed upon by the parties.

Please note: The boundaries and names shown and the designations used on this map do not imply official acceptance or endorsement by IOM.

* The Response for "Own House" relates to the fact that land/house is bought in the name of Pakistani relatives.